

# KEAUHOU, KA'Ū


## SAFETY BRIEFING




Please read over the following document. The information within will help you prepare for your huaka'i to Keauhou, Ka'ū.

Please contact us with any questions or concerns  
**[Kumokuhalii@gmail.com](mailto:Kumokuhalii@gmail.com)**


### SAFETY CONCERNS




**Pack smart to stay safe!** You will be working in a fairly remote outdoor area with no buildings or facilities. Please see the packing list on the backside of this paper to prepare.




**Drink Water!** We recommend bringing (and drinking) at least 2 liters of water while at Keauhou. A water refill will be available. We are at a higher elevation of about 4,000 feet and elements are more extreme.




**Be ready to walk!** Be prepared to walk at least 2.5 miles on various types of terrain including paved and gravel roads, and rocky or uneven trails. We will walk together, take water breaks and talk-story on the way up to the restoration site.




**Follow health protocols!** If you are not feeling well or you are showing any illness symptoms, please stay home. There will be another chance to visit Keauhou when you are feeling healthy!



**Carry medications on you!** Please carry all medications on you at all times. This includes medications for allergies, asthma, or any other conditions that require you to take immediate action in case of an incident or emergency.



**Don't bring it!** Keauhou is a smoke (including E-cig), drug and alcohol FREE site. Please DO NOT bring these items to Keauhou for any reason. Also animals are not allowed. If you have questions or exemptions, please email us.



**HAVE FUN!** A safe day is a fun day for all! Please be mindful of the area and make good decisions to keep everyone safe.



# KEAUHOU, KA'Ū SAFETY BRIEFING

## WAIVERS

- Please read over **ALL** waivers before signing.
- Each participant in a group must complete **ALL** waivers for Keauhou. There are separate waivers for adults and minors.

## DIRECTIONS

Keauhou, Ka'ū is located about 1 hour from Hilo, about 10 minutes from the main entrance to Hawai'i Volcanoes National Park. The main gate to Keauhou is located next to the Volcano Winery.

### From Hilo

Take Hwy. 11 towards Volcano. Pass the main entrance to the National Park. Turn right on Pi'i Mauna Drive. Follow Pi'i Mauna Drive to the end of the road. You will see a large metal gate. A Three Mountain Alliance staff member will be there to greet you at the gate.

### From Ka'ū

Take Hwy. 11 towards Volcano. Pass Mauna Loa Road. Turn left on Pi'i Mauna Drive. Follow Pi'i Mauna Drive to the end of the road. You will see a large metal gate. A Three Mountain Alliance staff member will be there to greet you at the gate.

## PACKING LIST

### What to wear:

- Sturdy closed-toed shoes (NO CROCS!)
- Long pants
- Short or long sleeve t-shirt

### Day Pack (required)

- Water (2 Liters)
- Waterproof jacket
- Jacket or sweater
- Hat & sunscreen
- Lunch & snacks

### Optional

- Sunglasses
- Camera
- Chapstick
- Walking stick
- Binoculars

## ABOUT KEAUHOU, KA'Ū

### Site History & Description

- Keauhou, Ka'ū is located in the wao akua or realm of the gods. It is a huina, meeting place, between Mauna Loa and Kīlauea, and of the water gathering powers of the native forest and creative forces of Pele. We come to Keauhou with purpose and respect.
- Keauhou is privately owned by Kamehameha Schools, and is a 'ili 'āina in the ahupua'a of Kapāpala.
- At one time, Keauhou was a pristine native forest, but due to ranching and logging the native ecosystem was impacted and much has changed to what we see today.
- In the early 2000's, Kamehameha Schools stopped all ranching and focused its efforts on restoration of the native forest.
- 90% of the restoration efforts of Three Mountain Alliance at Keauhou is done by volunteers like you! Mahalo for your time to give back to this special place.
- Weather can vary and change quickly at Keauhou. Be prepared for hot, sunny conditions or cold, wet conditions.
- The work site is fairly remote, with limited access to bathrooms.
- Please be prepared to walk at least 2.5 miles roundtrip to the work site. Terrain at the work site can be uneven, covered by dense grass, and difficult to walk in. Please walk carefully.

Please contact us with any questions or concerns  
**[Kumokuhalii@gmail.com](mailto:Kumokuhalii@gmail.com)**